

MODFX



FSU



Tiptop Audio ModFx

Hardware Features:

- 8hp
- 3 illuminated buttons for bank selections
- 8 programs per bank, total 3 banks
- 3 CV inputs for all 3 DSP parameters
- Analog clocking of DSP with CV
- Black version: +12V@130mA -12V@20mA
- White version: +12V@100mA -12V@20mA


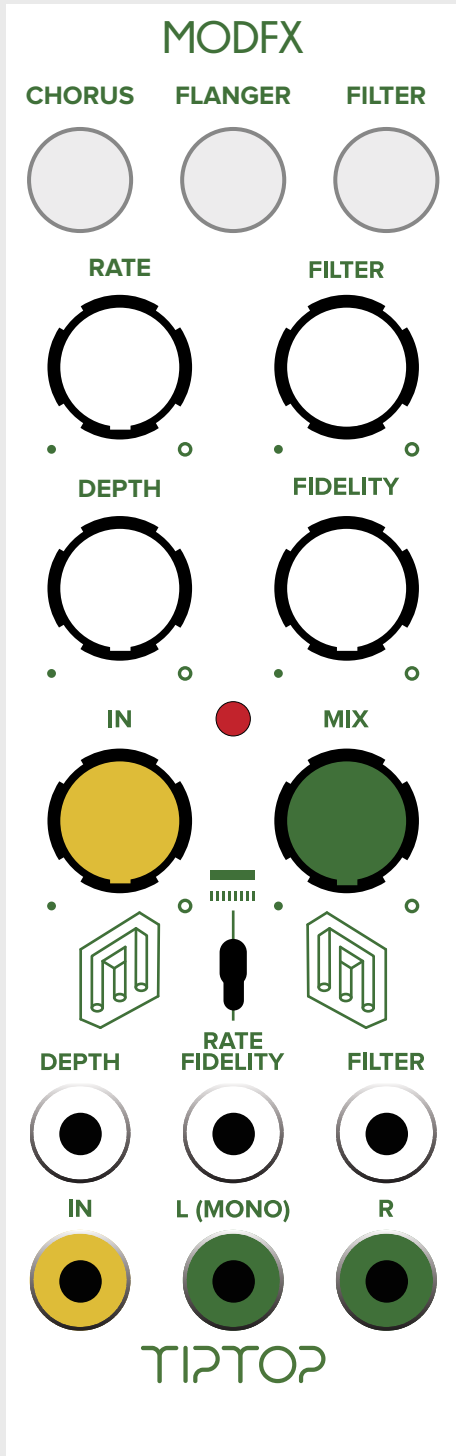
Controls:

Rate - controls the speed of the modulation LFOs

Filter/Fdback - the cutoff frequency of a filter or the amount of feedback

Depth - how much the modulation sweeps through the range

ModFx



ModFx

CHORUS			
Vintage Random Vibrato			
Dimension			
Vintage Ensemble			
6 Voice Chorus			
Dual Vibrato			
Diffuse Chorus			
Random Chorus 4 Voice			
Tri Stereo Chorus			

FLANGER			
Dual Flange/Pan			
Thru Zero Flanger			
Short Karplus			
Dual Karplus			
Interval Karplus			
Chord Resonator			
Haas Panner			
Haas Detune			

FILTER			
Mono 12 Stage Phaser			
Dual 4 + 8 Stage Phaser			
Quad Bandpass LFO			
Many 1 Pole			
Tremolo Pan			
Tape Filter			
Formant Ping Pong Delay			
Ahh Detuned			

CHORUS PROGRAMS

Vintage Random Vibrato



Based on a very rare add-on to a groundbreaking digital delay/pitch shifter, this program randomly modulates the pitch of the left and right channels. The overall sound is different compared to the sweeping delay lines of most chorus effects: at low rates the artifacts of the pitch shift can be hard to detect but at high rates the pitch change gets very wobbly.

Rate - depth of Right Vibrato
Filter - high pass filter
Depth - depth of the Left Vibrato
Mix: 50/50
Output: Stereo

Dimension



Two chorus delay lines modulated by a single triangle LFO. The orientation of the LFO and signal phase are inspired by a classic 80s studio rack device. Unlike that unit, this algorithm offers both LFO rate and the depth of the modulation sweep. A High Pass Filter control removes low end from input for a clearer sound. This effect sums input to Mono, and works best with the Mix setting mostly or even fully wet.

Rate - Speed of LFO modulation
Filter - High Pass Filter cutoff
Depth - Amount of modulation sweep for LFO
Mix: 50/50 to 100% wet
Output: Stereo

Vintage Ensemble



An emulation of one of the most famous string synth effects. Use 100% wet for best results. The mix of vibrato can be controlled and about 30% is close to the original circuit. The Rate control adds in Octave Down pitch to thicken up the sound. Works best with basic waveforms. Stereo output.

Rate - Amount of octave down mixed in

Filter - high pass filter

Depth - amount of vibrato

Mix: 100% wet

Output: Stereo

6 Voice Chorus



This is a classic multiple delay line Chorus, found in high end studio effects, that uses 6 independent delay lines which are modulated. Choruses are driven by two sine LFOs with individual control for the speed of each LFO. The Depth control sets how deep the modulation sweeps. The chorus taps are panned across in stereo and have subtle feedback internally.

Rate - Speed of one LFO

Filter - Speed of the other LFO

Depth - Amount of modulation sweep for both channels

Mix: 50/50

Output: Stereo

Dual Vibrato



Instead of using modulated delay lines this program has two pitch shifters with slight detuning. The amount of detune is modulated.

Rate - Rate of the Right side pitch change

Filter - Rate of the Left side pitch change

Depth - the range of detuning

Mix: 50/50

Output: Stereo

Diffuse Chorus



Independent chorus lines for Left and Right channels made from allpass delays that would normally be the input 'diffusion' section of a reverb. Chaining a few of these delays in a row makes for a cross between a chorus and very small room (add external feedback for more reverb tone). Each delay is modulated by one of two sine LFOs with control for the speed of the LFOs. The Depth control sets how deep the modulation sweeps. Fidelity changes the length of the delays and lower settings makes odd sounding rooms and caverns.

Rate - Speed of LFO modulation

Filter - High Pass Filter cutoff

Depth - Amount of modulation sweep for LFO

Mix: 50/50

Output: Stereo

Random Chorus 4 Voice



Four independent chorus lines split between Left and Right channels. Each is modulated by a random walk algorithm with individual control for the speed of the LFO. The Rate and Depth controls set how deep the modulation sweeps. The randomness of the modulation is a secret of many high end studio devices. Internal feedback adds fullness to the sound and at high levels imparts a small room type ambience. The pitch wobble can be less noticeable compared to using periodic waveforms for modulation, but at extreme settings with lower Fidelity the room starts to spin.

Rate - Amount of modulation for one set of Chorus

Filter - Amount of signal fed back into delays

Depth - Amount of modulation for the other set of Chorus

Mix: 50/50

Output: Stereo

Tri Stereo Chorus



Three delay lines are panned Left, Center and Right in a configuration similar to some rare guitar and electric piano effect units. Each is modulated by quadrature outputs of the same sine LFO with control for the speed of the LFO. The center control sets how deep the modulation sweeps. A High Pass Filter control removes low end from the input which adds clarity and makes the sound less wobbly. Try 100% wet, too.

Rate - Speed of LFO modulation

Filter - High Pass Filter cutoff

Depth - Amount of modulation sweep for LFO

Mix: 50/50 or 100% wet

Output: Stereo

FLANGER PROGRAMS

Dual Flange/Pan



A pair of Flangers create a stereo effect. The modulation LFOs are phase shifted in a way that when the effect is 100% wet it becomes a Haas effect panner. Feedback can go positive or negative as well.

Rate - the rate of the LFOs

Filter - Feedback +/-

Depth - depth of the LFO sweeps

Mix - 50/50 for flanger sounds. 100% wet for panning

Output: Stereo

Thru Zero Flanger



A classic tape machine style flanger with a feedback control to inject the output to the input for classic jet plane sounds. The Mix needs to be set 100% to get the full thru-zero effect.

Rate - the rate of the LFOs

Filter - amount of feedback. Counter clockwise for negative, clockwise for positive

Depth - depth of the LFO sweeps

Mix - 100% wet

Output: Mono

Short Karplus



This is a mono Karplus-Strong program that adds a low pass filter control to sculpt the damping of the decay.

Rate - the pitch of the Right side

Filter - amount of feedback

Depth - low pass filter cutoff

Mix - 100% wet

Output: Mono

Dual Karplus



Karplus-Strong uses a delay line with high feedback to emulate the sound of various plucked or struck acoustic sounds. This program has 2 independent pitch controls for Left and Right. Feedback determines the decay time of the sound.

Note: the best sources are short percussive sounds with lots of harmonics to excite the delay.

Rate - the pitch of the Right side

Filter - amount of feedback

Depth - the pitch of the Left side

Mix - 100% wet

Output: Stereo

Interval Karplus



This is a dual Karplus-Strong program that adds a control to set precise intervals: 2nd, 3rd, 5th and octave down.

Rate - the pitch of the Left side

Filter - amount of feedback

Depth - interval of Right side

Mix - 100% wet

Output: Stereo

Chord Resonator



Three tuned delays can create chords from percussive sound sources. Chord type selects between major, minor, augmented and diminished intervals. Use the Fidelity control to set the pitch. A low pass filter dampens the sound.

Rate - Chord Type

Filter - Low Pass Filter

Depth - Resonance

Mix - 100% wet

Output: Stereo

Haas Panner



Haas effect uses the acoustic phenomenon of precedence to locate a sound in the stereo field. When two identical sounds are played but one is delayed, the first sound is perceived as the location even though both sounds are clearly present. In this program the Depth control adjusts the delay time which creates the width of the stereo field.

Rate - Speed of panning

Filter -

Depth - delay time of the 'panned' side

Mix - 100% wet

Output: Stereo

Haas Detune



Detuning one side adds even more depth to the Haas effect in the program. Feedback sets how much of the detuned sound recirculates into the delay channel. With some dry mixed in this can become a strange, small resonant space.

Rate - Detune amount

Filter - Feedback

Depth - delay time of the 'panned' side

Mix - 100% wet or 50/50 for small Echo/Room sounds

Output: Stereo

FILTER PROGRAMS

Mono 12 Stage Phaser



A phaser uses a type of filter called all-pass. Like the name implies, all frequencies are passed through the filter only the phase response around a certain frequency is shifted. Chaining multiple all-pass filters in a row produces notches in the sound with the more stages increasing the number of notches and creating a deeper sound. This program has 12 notches. The Regen control deepens the notches for a more pronounced effect.

Rate - the rate of the LFOs

Filter/Regen - how much of the sound is fed back

Depth - depth of the LFO sweeps

Mix - 100% wet

Output: Mono

Dual 4 + 8 Stage Phaser



A set of 4 stage phasers in series with the Left output having the first 4 stages and the Right output using all 8 stages. The outputs can be used individually or as a stereo pair. In stereo, the sound will move around in the stereo field and the depth control sets the width of the stereo.

Rate - the rate of the LFO

Filter/Fdback - amount of regeneration signal

Depth - depth of the LFO sweeps

Mix - 100% wet

Output: Stereo or Dual Mono

Quad Bandpass LFO



Four two-pole resonant bandpass filters are controlled by two LFOs. The filters are spread out in the stereo field to create animation.

Rate - Speed of LFOs

Filter/Fdback - Q of the filters

Depth - how much of the frequency range is swept by the filters.

Mix - 100% wet

Output: Stereo

Many 1 Pole



A large number of one pole bandpass filters are spread across the stereo field with two LFOs controlling their volume. Each LFO has a control for the speed allowing for combinations of fast and slow simultaneously. The effect is between panning, tremolo and auto-wah. Drive sets the gain into an overdrive/distortion effect. Turning down Fidelity is a low pass on the entire effect.

Rate - the rate of the LFO 2

Filter/Fdback - rate of LFO1

Depth - Drive level

Mix - 100% wet

Output: Stereo

Tremolo Pan



Tremolo is an amplitude modulation effect. In this program the Left and Right outputs are controlled by the same LFO but the phase is set to provide an auto-panning between the channels. Use only one output for the classic AM effect. The drive control adds saturation and a high pass filter adds to the sound sculpting options.

Rate - the rate of the LFO

Filter/Fdback - cutoff of High Pass Filter

Depth - Drive level

Mix - 100% wet

Output: Stereo or Dual Mono

Tape Filter



The filter and saturation algorithm from our Tape Echo programs.

Rate - cutoff of Low Pass Filter

Filter/Fdback - cutoff of High Pass Filter

Depth - Drive level

Mix - 100% wet

Output: Mono

Formant Ping Pong Delay



Three filters create vowel formants that mimic 'Ahh' type vocal sounds and the filters can be tuned from Male or Female ranges. The output of the filters feeds a stereo ping pong delay. The effect is strongest with simple harmonically rich waveforms like saw waves.

Note: use the Fidelity control to change the range of the filters/vowel sounds.

Vowel Sounds: A, Ahh, E, I, Ohh, U

Rate - Delay Time

Filter/Fdback - Tuning of Filter

Depth - Feedback of delay

Mix - 100% wet for vocal sounds, 50/50 for delay effects

Output: Stereo

Ahh Detuned



Three filters create vowel formants that mimic female Ahh voices. This program has a pair of pitch shifters for detuning (+/- about a semitone) to help give the effect of a group of voices. The effect is strongest with simple harmonically rich waveforms like saw waves.

Rate - Detune of Left +/-

Filter/Fdback - tuning of filter

Depth - Detune of Right +/-

Mix - 100% wet

Output: Stereo

Hardware Features:

- 8hp
- 3 illuminated buttons for bank selections
- 8 programs per bank, total 3 banks
- 3 CV inputs for all 3 DSP parameters
- Analog clocking of DSP with CV
- Black version: +12V@130mA -12V@20mA
- White version: +12V@100mA -12V@20mA

Controls:

Gain - Controls the final output level on the Distortion bank and the recording level on the Sound on Sound (SOS) bank


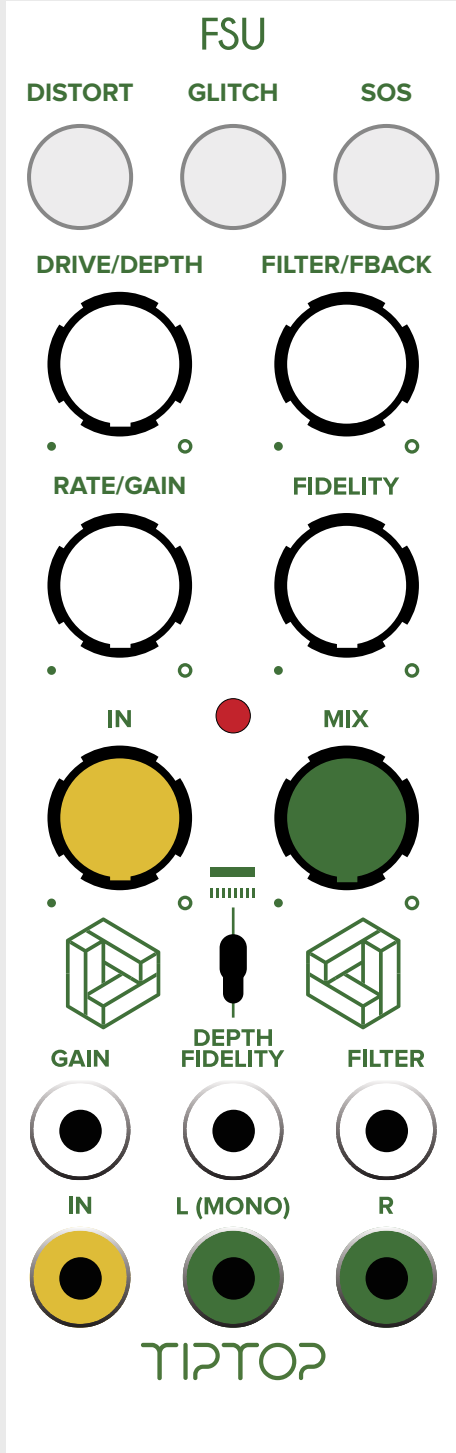
Rate - The speed of modulation or similar parameter.

Filter/Feedback - controls the cutoff of a filter or the amount of feedback.

Depth - the range of modulation or how far a delay tap or grain reads out of the buffer

Drive - sets the gain going into a distortion effect

FSU



FSU

DISTORT			
Tape Saturation			
Bit Crusher			
Clipper			
Dual Rectifier			
Ring Mod Sine			
Dual Ring Mod			
Frequency Shifter			
Dual Frequency Shift			

GLITCH/WARP			
Glitch Pitch			
Glitch Chorus			
Varispeed			
Varispeed Grains			
Random Grain			
Pitch Grain			
Random Grain Fb2			
Many Head Pitch Feedback			

SOUND ON SOUND			
Dual Head			
Dual Pitch			
Chorus			
Varispeed			
Panning Heads			
Random Grains			
Buffer Degrade			
Frozen Plate			

EFFECTS PROGRAMS FOR FSU

Distortion:

This bank distorts the incoming audio in various ways from emulations of analog tape and fuzz distortion to ring mod and frequency shifting.

Important Note! All of the programs in this bank are designed to work with the Mix set to 100% wet (full clockwise). Interesting effects can also be made with varying amounts of dry signal mixed in as well.

Tape Saturation



Saturation taken from the Tape Echo programs with some more overdrive available.

Gain - final output level

Filter - low pass filter

Depth - sets the amount of drive into the saturation effect

Bit Crusher



Bit depth reduction from 8 down to 4 bits.

Gain - final output level

Filter - low pass filter

Depth - bit depth from 8 to 4 bits

Clipper



Clips the signal to create mild to extreme distortion effects.

Gain - final output level

Filter - low pass filter cutoff

Depth - amount of clipping

Dual Rectifier



This program uses basic analog rectification techniques to distort the sound. Left and Right have inverted rectifiers with a low pass on the Left and high pass on the Right to further separate the outputs.

Gain - final output level

Filter - Low pass Left

Depth - High pass Right

Ring Mod Sine



Ring mod is audio rate modulation of the input signal's amplitude by a carrier signal's amplitude. This program has a sine wave carrier with coarse and fine tuning

Gain - final output level

Filter - Coarse Tune

Depth - Fine Tune

Dual Ring Mod



A dual channel version of ring modulation with independent Left and Right sine VCOs.

Gain - final output level

Filter - Ring mod frequency for the Left channel

Depth - Ring mod frequency for the Right channel

Frequency Shifter



A mono frequency shifter that uses analog style techniques to move the harmonics of the input up. Based on some old code Alesis/MXR/Spin founder Keith Barr posted. This is very different from the digital pitch shifting algorithm.

Gain - final output level

Depth - amount of frequency shift

Dual Frequency Shift



A dual channel version of the frequency shifter. Both Left and Right channels have independent shift amounts.

Gain - final output level

Filter - amount of frequency shift for the Left channel

Depth - amount of frequency shift for the Right channel

GLITCH/WARP PROGRAMS:

This bank of algorithms uses a variety of delay and pitch techniques to introduce glitches and warp the sound.

Most of these work best with 100% wet output (Mix knob at full clockwise) to get the maximum glitchy effect. When the dry is mixed in they can also create types of chorus, delay and tremolo effects as well.

Glitch Pitch



L/R pitch shifters randomly change pitch. Control over change rate and depth of shift

Gain - speed of Left side pitch change

Filter - speed of Right side pitch change

Depth - how far up/down the pitch can change

Glitch Chorus



A variation on Chorus with an added 'glitch' control to mix in some digital grunge. With slow rate and high depth it does some intense flange type effects. Moderate rate and depth introduce some sea sick modulations and randomized delay type effects. Try this with high Depth on drums or other highly percussive, rhythmic sources.

Gain - rate of change

Filter - amount of glitching to the chorus

Depth - range of the chorus taps

Varispeed



This does real-time playback speed change on incoming audio. The speed control goes from full reverse to stopped to full forward speed. The aliasing control mixes in interpolation error for extra glitch.

Gain - Speed of Left channel
Filter - Speed of Right channel
Depth - Aliasing

Varispeed Grains



Uses the Varispeed playback method of program #4 on four grains. The speed controls the playback of two grains. Try feeding the output of one or both channels through a delay and back into the input.

Gain - Speed of one set of grains
Filter - Speed of second set of grains
Depth - how far in the buffer the grains move

Random Grain



6 grains move randomly around on the live input. Individual control of the LFOs for fast + slow grains at the same time.

Gain - Speed of one set of grains
Filter - Speed of second set of grains
Depth - the range in the buffer the grains read from

Pitch Grain



A pitch shifter feeds a set of grains. The shift amount goes from almost 2 octaves down to one octave up.

Gain - Speed of grains

Filter - Pitch shift

Depth - the range in the buffer the grains read from

Random Grain Fb2



Like #5 but with feedback that sends the input sound directly back to the buffer. Mixed with dry signal this creates a scrambled multi-tap delay effect with randomized decay tails. At max feedback the input can be frozen.

Gain - Speed of grains

Filter - amount of input fed back into buffer

Depth - how far in the buffer the grains move

Many Head Pitch Feedback



Dozens of delay taps with bandpass filters are faded in/out with 2 LFOs. The input runs through a pitch shifter with a range of +/- 1 octave. Feedback adds some depth and the pitch shift is in the path. When mixed with dry signal the effect becomes a complex delay or reverb type sound.

Gain - Speed of taps fade in/out

Filter - feedback level

Depth - Pitch

SOUND ON SOUND PROGRAMS

These programs are Sound on Sound (SOS) loopers. The Rec/Play control is basically a VCA for recording into the buffer which loops infinitely.

The key to using these programs is to only grab shorter chunks of sound which can be done manually, but an envelope generator (AR, ADSR) can help with controlling and triggering what is recorded.

At the highest Fidelity there is only 1 second of memory but lowering the DSP clock increases the recording time and changes the pitch of the recording. Fidelity is pretty critical to these effects.

These programs need to be set to 100% wet mix for maximum effect.

Note: there are two ways to clear the recorder buffer - change to the next preset or hold the SoS button down to reload the bank and keep the current preset.

Dual Head



The playback position in the buffer can be changed for both Left and Right outputs.

Gain - Amount of input recorded to the SoS buffer

Filter - Playback position of Left head

Depth - Playback position of Right Head

Dual Pitch



Left and Right have independent pitch shifters from the buffer. Using the Fidelity control with Pitch shift can create time stretching type effects. For example, record at maximum Fidelity, lower Fidelity for playback and then pitch shift up. This buffer is shorter than the others to make room for the pitch shifters.

Gain - Amount of input recorded to the SoS buffer

Filter - Pitch of one playback head

Depth - Pitch of the other playback head

Chorus



Not a traditional chorus but playback uses the chorusing method to scrub through large sections of the buffer.

Gain - Amount of input recorded to the SoS buffer

Filter - Depth

Depth - Rate

Varispeed



Separate playback speed for Left and Right including reverse! Note that reverse playback introduces a click when the playback head flips around to the start position.

Gain - Amount of input recorded to the SoS buffer

Filter - Right playback speed

Depth - Left playback speed

Panning Heads



Four different playback heads flying around in stereo. Two LFOs running at slightly different rates control the panning and also introduce various phasing effects as a result.

Gain - Amount of input recorded to the SoS buffer

Filter - Spread of the read heads

Depth - Rate of panning

Random Grains



6 voice granular playback like the Glitch bank program with random positions. The grains fade in/out based on the rate control. Depth controls the spread of the grains in the buffer.

Gain - Amount of input recorded to the SoS buffer

Filter - Spread

Depth - Rate

Buffer Degrade



User controlled amount of degrading each time the buffer loops around

Gain - Amount of input recorded to the SoS buffer

Filter - Spread

Depth - Degrade

Frozen Plate



A plate reverb modified for Sound On Sound use. The sound input buffer is fed into the plate but it does also degrade slowly over time as set by the Decay control. A low pass filter removes some of the high end that can build up over time.

Gain - Amount of input recorded to the SoS buffer

Filter - Low pass filter

Depth - Decay time

TIPTOP[®]audio