

# electro-harmonix

## S8 Multi-Output Power Supply

### WELCOME

Congratulations on your purchase of the S8 Multi-Output Power Supply, a convenient solution to unwanted cable mess and noise. The S8 will supply power to up to eight effects pedals and is housed in a compact, rugged metal chassis.

### PRECAUTIONS

#### PLEASE READ CAREFULLY BEFORE PROCEEDING

#### Power Supply

Connect the AC power adapter to an AC outlet of the correct voltage. Please be sure to use only an AC adapter which supplies 12VDC (+/- 10%) center negative. The maximum working voltage is 15V. Any voltage higher than 15V will create a dangerous situation. Always unplug the AC power adapter when not in use.

#### Connections

Always turn off the power of this and all other equipment before connecting or disconnecting. This will help prevent malfunction and/or damage to your devices.

#### Handling

Do not apply excessive force to the inputs and outputs. Do not drop the unit and do not subject it to shocks or excessive pressure.

#### Cleaning

Clean only with a soft, dry cloth. If necessary, slightly moisten the cloth. Do not use abrasive cleanser, cleaning alcohol, paint thinners, wax, solvents, cleaning fluids or chemical-impregnated wiping cloths.

#### Interference with Other Electrical Devices

Radios and televisions placed nearby may experience reception interference. Operate this unit at a suitable distance from radios and televisions.

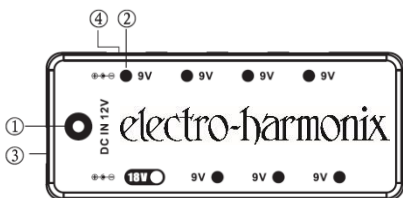
#### Location

To avoid deformation, discoloration, or other serious damage, do not expose this unit to the following conditions: direct sunlight, magnetic fields, excessive dust or dirt, strong vibrations or shocks, heat sources, extreme temperatures, or high moisture.

### FEATURES

- Provides stable 9V DC and 18V DC high-performance power. Each 9V output provides a maximum current of 250mA, meeting the power requirements of most pedals.
- Powers up to eight effect pedals with individually regulated outputs
- Short circuit protection design for individual outputs

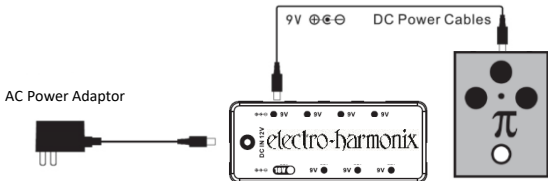
### OVERVIEW




- 1. 12V DC INPUT POWER LIGHT:** When connected to the power supply, the LED lights.
- 2. OUTPUT POWER LIGHTS:** When connected to the power cords, the corresponding LED lights.
- 3. INPUT POWER JACK:** Connect the output plug from the supplied AC power supply here.
- 4. OUTPUT POWER JACKS:** Connect the supplied DC power cables for your pedals to these jacks.

## CONNECTION INSTRUCTIONS

If the input polarity of the pedal is center negative, connect the DC power cable directly to the pedal.



If the input polarity of the electrical device is center positive, connect the DC power cable to a polarity reversal cable (not included) and then connect the polarity reversal cable to the pedal.



### NOTE

Before use, please confirm the input polarity of your pedals. If a polarity reversal cable is required and not used, damage to your devices may occur.

## SPECIFICATIONS

Power Supply: 12V DC power adapter

Outputs: Seven 9V power supply outputs and one 18V power supply output

Current Draw: 9V DC output maximum current of 250mA

Current Draw: 18V DC output maximum current of 150mA

## INCLUDED

One 12VDC/2A Power Adapter

Four 460mm DC Power Cables

Four 610mm DC Power Cables

Pedalboard Mounting Strap

Owner's Manual

## WARRANTY & NOTICES

### Warranty Information


Please register online at [http://www.ehx.com/product\\_registration](http://www.ehx.com/product_registration). Electro-Harmonix will repair or replace, at its discretion, a product that fails to operate due to defects in materials or workmanship for a period of one year from date of purchase. This applies only to original purchasers who have bought their product from an authorized Electro-Harmonix retailer. Repaired or replaced units will then be warranted for the unexpired portion of the original warranty term. If you should need to return your unit for service within the warranty period, please contact the appropriate office listed below. Customers outside the regions listed below, please contact EHX Customer Service for information on warranty repairs at [info@ehx.com](mailto:info@ehx.com) or +1-718-937-8300. USA and Canadian customers: please obtain a Return Authorization Number (RA#) from EHX Customer Service before returning your product. Include, with your returned unit, a written description of the problem as well as your name, address, telephone number, e-mail address, RA# and a copy of your receipt clearly showing the purchase date.

United States & Canada  
EHX CUSTOMER SERVICE  
ELECTRO-HARMONIX c/o NEW SENSOR CORP.  
55-01 2ND STREET LONG ISLAND CITY, NY 11101  
Tel: 718-937-8300  
Email: [info@ehx.com](mailto:info@ehx.com)

Europe  
JOHN WILLIAMS  
ELECTRO-HARMONIX UK  
13 CWMDONKIN TERRACE  
SWANSEA SA2 0RQ UNITED KINGDOM  
Tel: +44 179 247 3258  
Email: [electroharmonixuk@virginmedia.com](mailto:electroharmonixuk@virginmedia.com)

Note: This equipment has been tested and found to comply with the limits for a Class B digital device, pursuant to part 15 of the FCC Rules. These limits are designed to provide reasonable protection against harmful interference in a residential installation. This equipment generates, uses, and can radiate radio frequency energy and, if not installed and used in accordance with the instructions, may cause harmful interference to radio communications. However, there is no guarantee that interference will not occur in a particular installation. If this equipment does cause harmful interference to radio or television reception, which can be determined by turning the equipment on and on, the user is encouraged to try to correct the interference by one or more of the following measures:

- Reorient or relocate the receiving antenna.
- Increase the separation between the equipment and receiver.
- Connect the equipment to an outlet on a circuit different from that to which the receiver is connected.
- Consult the dealer or an experienced radio/TV technician for help.

 Disposal: This symbol indicates that this product shall not be treated as household waste. Instead it shall be disposed in accordance with local environmental laws and guidelines and, where as appropriate, handed over to the applicable collection point for the recycling of electrical and electronic equipment. This product was produced after Jan 1 2006.