

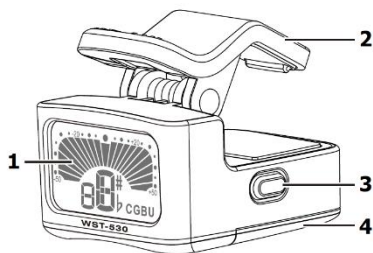
ECT4 Compact Edge Clip Tuner

Item ref.173.264UK

User Manual

Caution: Please read this manual carefully before operating
Damage caused by misuse is not covered by the warranty

Product Layout



1. Backlit LCD display
2. Clip
3. Power / Mode button
4. Battery cover

LCD Display



5. Virtual needle indicator
6. String number
7. Note name
8. Mode

Operation

Attach the clip to a part of the instrument where vibration can be detected (usually the headstock) and position the LCD display where it can be easily viewed.

Press the Power/Mode button (3) for 2 seconds to switch on the ECT4 tuner.

The default tuning mode is Chromatic.

Press Power/Mode again briefly to step through the tuning modes (8) as required.

Chromatic, Guitar, Bass, Ukulele in C.

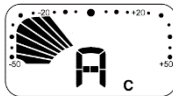
Play a note and the display will show which note is detected (6, 7) and the accuracy will be shown by the virtual needle (5)

If the note is flat, the needle will show to the left and the backlight will be orange.

If the note is sharp, the needle will show to the right and the backlight will be orange.

If the note is exactly in tune, the needle will be in the centre and the backlight will change to green.

Flat



Sharp



In tune



Chromatic mode:

C, C#, D, Eb, E, F, F#, G, G#, A, Bb, B



Guitar mode:

6E, 5A, 4D, 3G, 2B, 1E



Bass mode:

LB, 4E, 3A, 2D, 1G, HC



Ukulele mode:

4G, 3C, 2E, 1A

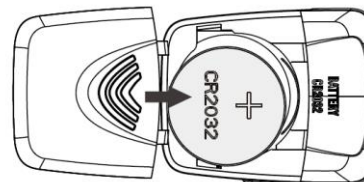


Changing the battery

If the backlit LCD screen becomes dimmer, it is likely that the battery needs to be changed.

Replace the battery by sliding open the battery cover and removing the old battery.

Replace with an equivalent CR2032 battery, taking care to ensure the correct polarity (+ side up) as shown below.



Note: Remove the battery if the ECT4 tuner is not being used for a long period of time.

Caution

Do not use in environments of extreme temperature or humidity.

Keep the tuner away from direct sunlight.

Do not disassemble the unit. There are no user serviceable parts inside.

Do not over-stretch the clip mechanism.

Do not drop or place heavy objects on top of the tuner.

Keep this manual for future reference.

Specifications

| | |
|------------------|--------------------------------------|
| Battery | CR2032 button cell (supplied) |
| Tuning modes | Chromatic, Guitar, Bass, Ukulele (C) |
| Tuning range | A0 (27.5Hz) to C8 (4186Hz) |
| A4 frequency | 440Hz |
| Tuning stability | ±1 cent |
| Dimensions | 34 x 29 x 28mm |
| Weight | 13g (without battery) |



Disposal: The "Crossed Wheelie Bin" symbol on the product means that the product is classed as Electrical or Electronic equipment and should not be disposed of with other household or commercial waste at the end of its useful life. The goods must be disposed of according to your local council guidelines.

Errors and omissions excepted.
Copyright© 2018. AVSL Group Ltd.