

SoundLAB

G105C

4 Channel Mono Microphone Mixer With Effects



User Manual

Please retain for future reference

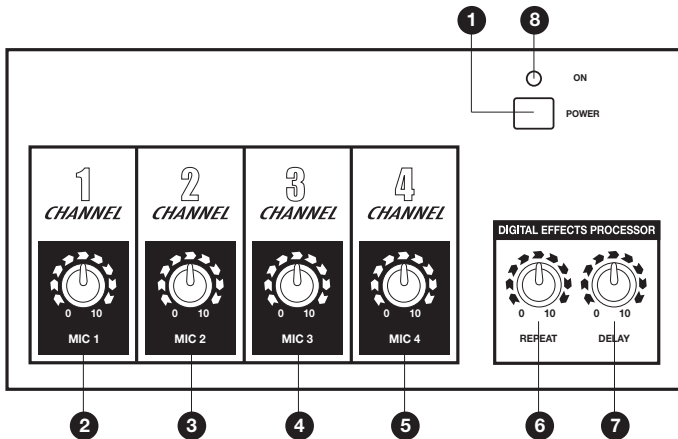
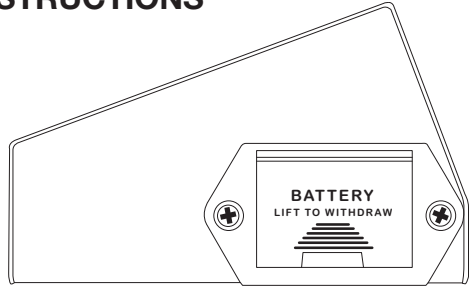
IMPORTANT

Installer and Users please note:

These instructions should be read carefully and left with the user of the product for future reference. Before use please inspect the product for any signs of damage. If the product is damaged, DO NOT use it, and contact your supplier immediately.

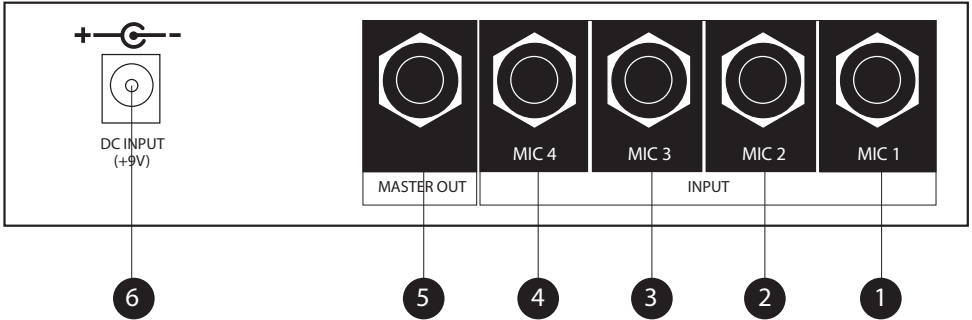
OPERATING INSTRUCTIONS

The unit can be powered by a 9Vdc power supply (not supplied) or a 9V PP3 battery (not supplied). To insert a battery, push inwards on the battery cradle (on the right hand side of the unit) and slide up to remove the battery cradle. Insert a 9V PP3 battery making sure to observe the polarity marked on the bottom of the cradle. Re-insert the battery cradle and slide the catch down to lock the battery compartment.



- 1 POWER**
Press the power switch to turn the mixer on and off.
- 2 3 4 5 MIC CHANNELS**
The mic channels allow you to separately control four microphone input levels.
- 6 REPEAT**
The repeat control is used to adjust the microphone echo repeat time.
- 7 DELAY**
The delay control is used to adjust the delay time of the microphone echo by changing the effect IC frequency.
- 8 ON INDICATOR**
The On indicator shows the unit is working when the power button has been pressed.

OPERATING INSTRUCTIONS



1 2 3 4 MIC INPUT CONNECTORS
Four x 6.35mm unbalanced jack sockets.

5 MASTER OUT
Master line output. 6.35mm unbalanced jack socket.

6 DC INPUT
The unit can be powered by a 9Vdc power supply (not supplied). When purchasing a power supply ensure the diameter of the plug is 5.5mm and the centre hole is 2.1mm diameter. When connecting the power supply make sure to observe the correct polarity (positive outer sheath, negative centre pin).

SPECIFICATIONS

Microphone Input.....	3mV/10K Ω
Line Output.....	0.775V/10K Ω
Max Gain.....	50dB (from MIC input to LINE output)
Input Impedance.....	4.5K Ω
Frequency Reponse.....	No less \pm 1dB (20Hz~20KHz)
Total Harmonic Distortion (THD).....	<0.5% (20Hz~20KHz)
Noise.....	>108dB (convert to input)
Continuous Working Time.....	\geq 20 hours (via 9V PP3 battery)
Dimensions.....	152 x 84 x 52

DISPOSAL AND RECYCLING

You must not dispose of this appliance with domestic household waste.

Most local authorities have specific collection system for appliances and disposal is free of charge to the end-user.

When replacing an existing appliance with a similar new appliance your retailer may take the old appliance for disposal.

SERVICE WARRANTY

Electrovision guarantees the product free from defects in materials and workmanship for a period of twelve months.

Should this appliance be operated under conditions other than those recommended, at voltages other than the voltage indicated on the appliance, or any attempts are made to service or modify the appliance, then the warranty will be rendered void.

The product you buy may sometimes differ slightly from illustrations. This warranty is in addition to, and does not affect, your statutory rights.

Our guarantee is administered by our retailers.

If your product arrives damaged, you must contact the retailer from whom you bought it. The retailer's contact details will be on the invoice that arrived with the product, or on the e-mail you received when you placed the order. Do not contact Electrovision, only your retailer can arrange a replacement.

If the product needs to be repaired or replaced, you must contact the retailer from whom you bought it. The retailer's contact details will be on the invoice that arrived with the product, or on the e-mail you received when you placed the order.

If you have just received your product and require technical help in using it, please call our Help Desk on (0845) 459 4816.

If you have any other technical queries about the product, please call our Help Desk on (0845) 459 4816.

Electrovision Ltd.,
Lancots Lane, Sutton,
St. Helens, Merseyside.
WA9 3EX

www.electrovision.co.uk